

BASE 20-S-1




[Explore machine](#)

[Contact us](#)

BASE 20-S-1

[Contact us](#)



BASE 20-S-1

[Contact us](#)

Drive unit ✕

Drive unit BAIER Spindle
Pressure 20 kN



BASE 20-S-1

[Contact us](#)

Stamping ×

Stamping plate 300 x 200 mm (x/y)

Stroke 100 mm



BASE 20-S-1


[Contact us](#)

Foil release



Foil release

pneumatic



BASE 20-S-1

[Contact us](#)


Sliding table: ✕

Sliding table

servo motor driven

Workspace incl. tools
(jig + part + die)

700 x 500 x 280mm



BASE 20-S-1

Contact us

Generally:

Machine connection electrical	400 V
Total power	7 kW
Dimensions of the machine	Approx. 1650 x 1400 x 2600 mm (LxWxH)

